

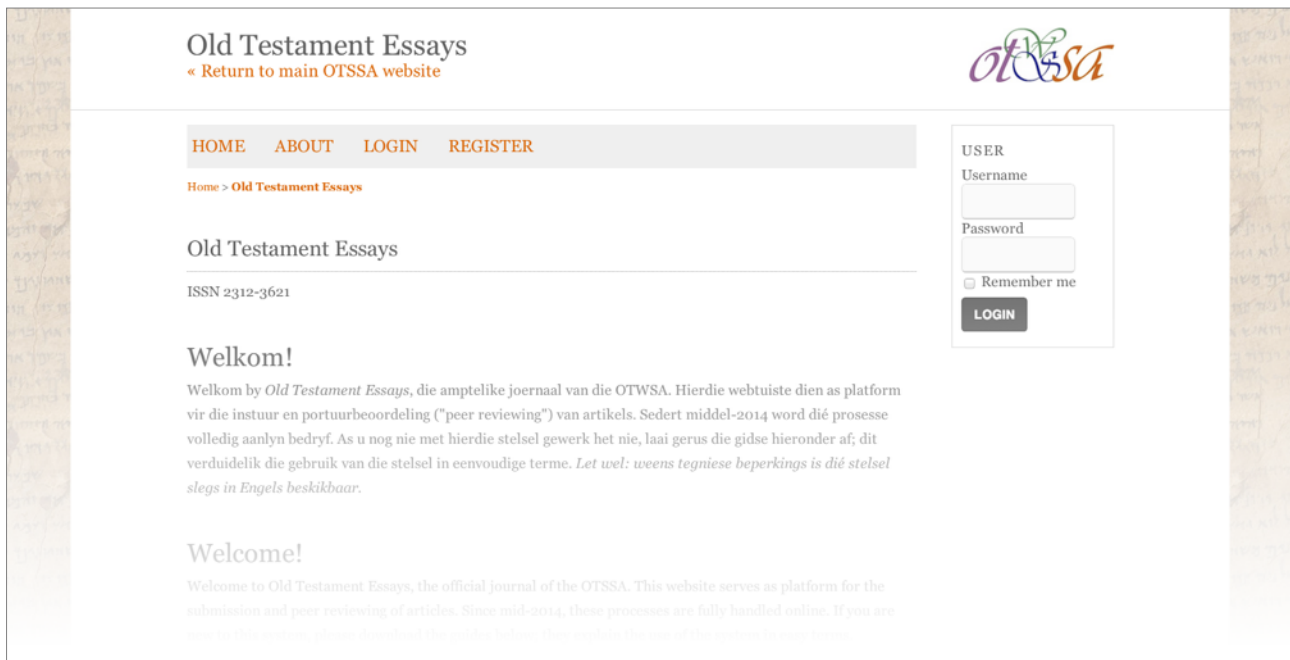
Welcome!

Thank you for your interest in OTE! Registering an account is easy and allows you to submit articles to and act as reviewer for the journal.

Please follow these simple steps to register an account:

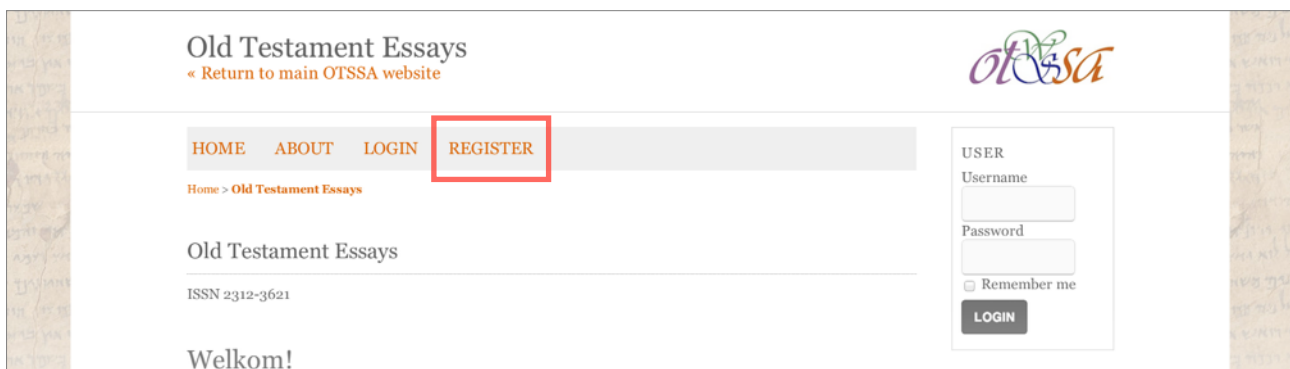
STEP 1

Go to otwsa-otssa.org.za/ote



STEP 2

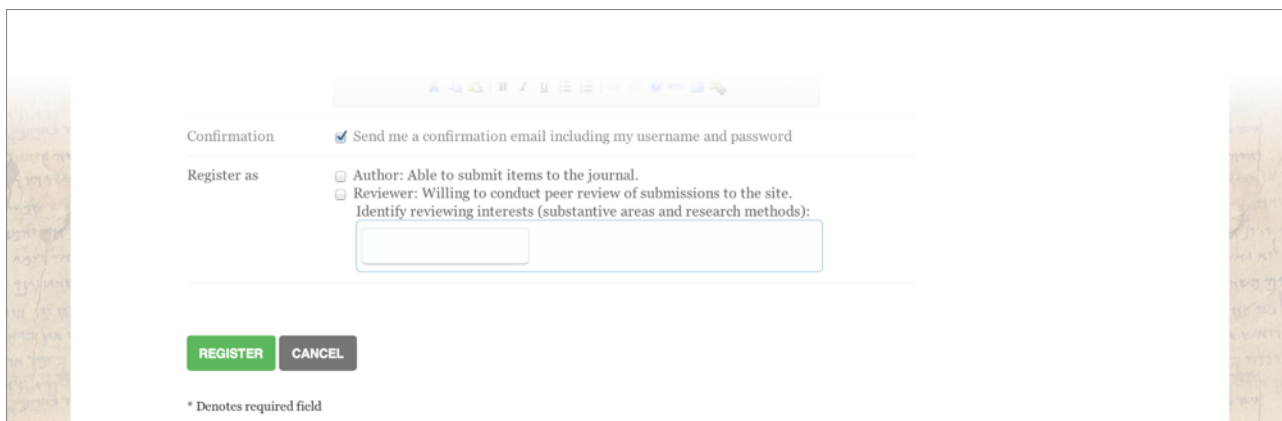
Click 'REGISTER'



STEP 3

Fill in all of the fields and select your role

Please fill in all of the fields. In the “Register as” field, please indicate whether you are interested only in submitting articles (i.e. being an author) or whether, in addition, you would be willing to act as a reviewer for OTE. In case of the latter, please enter your reviewing interests, separated with commas.

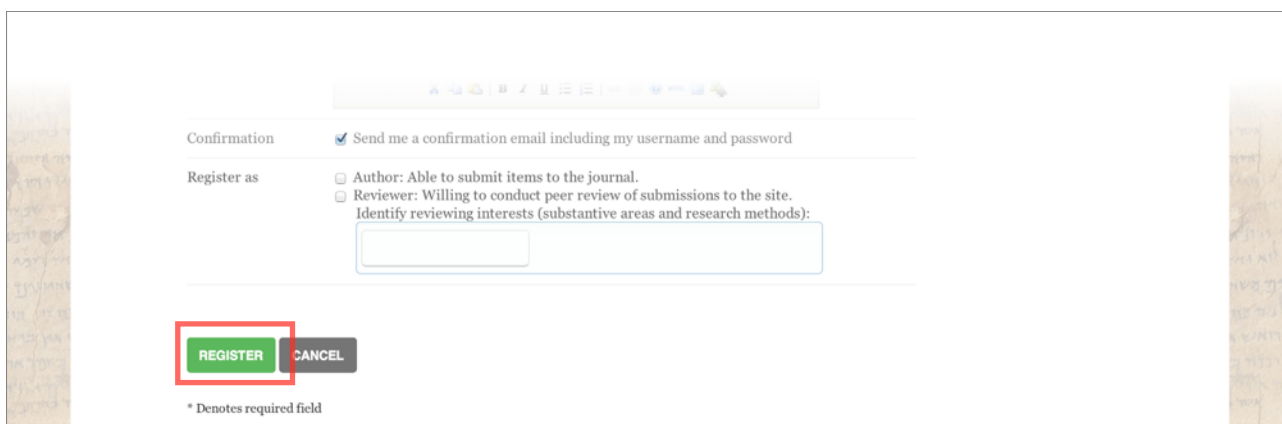


The screenshot shows a registration form with the following elements:

- Confirmation:** A checked checkbox labeled "Send me a confirmation email including my username and password".
- Register as:** Two checkboxes: "Author: Able to submit items to the journal." and "Reviewer: Willing to conduct peer review of submissions to the site." Below these is a text field labeled "Identify reviewing interests (substantive areas and research methods):".
- Buttons:** A green "REGISTER" button and a grey "CANCEL" button.
- Footnote:** A small asterisk followed by the text "* Denotes required field".

STEP 4

Click the ‘Register’ button at the bottom of the form



This screenshot is identical to the one in Step 3, but the green "REGISTER" button is highlighted with a red rectangular box to indicate where the user should click.

STEP 5

You are now a registered user

Thank you for registering! To learn more about your next steps as author or reviewer, please download the appropriate guide(s) from the otwsa-otssa.org.za/ote.